

Get to the root of the problem.

grow great
grass

Thistlex®

HERBICIDE

For use with a boom sprayer



A very effective translocated product for both creeping and spear thistle. It is very safe to grass.


Thistles need controlling because:

- They compete with grass for space, light, nutrients and water
- They are unpalatable to stock
- They lead to greater incidence of Orf
- Reduce the available grazing.

Choose Thistlex because it:

- Delivers outstanding control of creeping thistle and spear thistle, up to 85% control 12 months after application
- Also has activity on common nettle and dandelion
- Is very safe to grass.

Thistle population can be calculated by counting the number of thistles in a 5 x 7m block. One weed will represent 1% weed infestation.

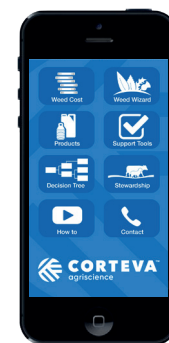


SAC – trials data from the Scottish Agricultural College shows 10% weed infestation causes 10% YIELD LOSS



Thistlex is a very effective translocated product giving excellent root kill of both creeping and spear thistle.

See product label for full details.



To download the Grassland app, visit your device App Store and search for "Corteva Grassland". You need to register the app on each individual device.

The desktop version is available at: www.grassland.farming.co.uk.

For grassland advice call the Technical Hotline on: 0800 689 8899 or visit: www.corteva.co.uk/grassland or email: ukhotline@corteva.com

*Ragwort label guidance

Where ragwort is present users should consult the Code of Practice on How to Prevent the Spread of Ragwort. Ragwort plants sprayed with this herbicide are more palatable and contain higher levels of toxins. Animals should be excluded from treated areas until any ragwort has completely recovered or died and there is no visible sign of the dead weed. Do not include treated ragwort in hay or silage crops.

Weeds controlled by Thistlex

Where we have knowledge of how Thistlex might affect weeds we have detailed it in the following tables. These are for guidance only not recommendations, giving an indication of what control might be achieved.
 ✓ indicates information based on anecdotal or limited data, and as such the user bears the risk in respect of failures concerning efficacy and phytotoxicity.

Annual weeds




Bindweed (black)	Fool's parsley	Orache
Bindweed (field)	Forget-me-not	Pale persicaria
Bristly ox-tongue	Fumitory	Poppy
Charlock	Groundsel	Redshank
Chickweed	Hemp-nettle	Scarlet pimpernel
Cleavers	Himalayan balsam	Shepherd's-purse
Corn chamomile	Knotgrass (4TL)	Speedwells
Corn marigold	Mayweeds	Spurrey
Cranesbill	Medick	Wild radish
Dead-nettles	Nettle (small)	Yellow rattle
Fat-hen (2TL)	Nightshade (black)	

Perennial weeds

Bramble	Ground elder	Plantain (greater)
Broom	Ground ivy	Plantain (ribwort)
Burdock	Hawthorn	Ragwort
Buttercups	Hemlock	Rosebay willowherb
Cinquefoil	Hogweed (giant)	Rushes
Clover, trefoil	Horsetail (<i>Equisetum</i>)	Self-heal
Coltsfoot	Japanese knotweed	Silverweed
Cow parsley	Knapweed (common)	Sorrel (common)
Daisy (common)	Lesser celandine	Thistles
Daisy (ox-eye)	Mallow	Vetch, tare
Dandelion	Mugwort	Yarrow
Docks	Nettle (common)	Yellow/Flag Iris
Gorse	Old man's beard	

Weed control key	
Good control	No control
Moderate control	No information
Some control	Anecdotal or limited information
	TL = true leaves

Key points:

Active ingredients	200 g/L clopyralid + 200 g/L triclopyr
Weeds controlled	  Creeping Thistle, Spear Thistle
Pack	3.0 litre PET
Application rate	1.0 L/ha
Maximum total dose	Pas: 2.0 L/ha per year Tor: 1.0 L/ha per year
Maximum number of applications	One per year
Application timing	Between 1st March and 31st October and on grass that is >1 year old
Water volume	300 L/ha or 400 L/ha for high weed numbers or dense grass swards or down to 200 L/ha if using low drift nozzles
Buffer zone	LERAP B
Weed health	Weeds must be actively growing; free from disease or insect damage; not suffering from drought, waterlogging or nutrient deficiency
Weed size	 Ideally rosette stage up to 200mm across or high
Post-treatment stock exclusion	7 days after treatment in the absence of Ragwort*

Cutting Interval (Pre-treatment)	Leave 14 - 21 days to allow sufficient regrowth of both grass and weeds
Cutting Interval (Post-treatment)	To allow maximum translocation to the weed roots, do not cut grass for 28 days
Rolling / harrowing interval	Avoid for 10 days before and/or 7 days after application
Rainfastness	2 hours when applied to a dry leaf
Clover	Will be damaged or killed; can be re-introduced after 6 weeks
Re-seeding interval	Grass 6 weeks Clover 6 weeks

About Corteva Agriscience™

- A global leader in seed and crop protection created from the former agricultural businesses of Dow AgroSciences, DuPont and Pioneer
- Pronounced Kohr-Teh-Vah. Corteva is made up from two names; Cor and Teva. Cor means 'heart' and Teva means 'nature'
- A strong portfolio comprising grassland and maize crop protection, silage inoculants and maize seed
- Corteva's significant investment in innovative science to find and develop new solutions is helping livestock farmers achieve their grassland and forage crop potential